

**Certification of the 2023 Murray City
Municipal General Elections Summary Report**

I hereby certify that the information contained in this report is accurate to the best of my knowledge.

December 6, 2023

Date



Brooke Smith, City Recorder

We certify that we have reviewed the 2023 Murray City Municipal General Elections Summary Report to ensure that it is correct. Dated this 6th day of December 2023.



Brett A. Hales, Mayor




David Rodgers, Council District 1




Pamela Cotter, Council District 2

Excused


Rosalba Dominguez, Council District 3



Diane Turner, Council District 4



Garry Hrechkosy, Council District 5



Brooke Smith, City Recorder



Murray Canvass Statistics

General Election 11/21/2023

Section 1 - Ballot Statistics

1A	37.2%	Voter Turnout
1B	16239	Active voters (Given to counties on the Monday before the election)
1C	5942	Number of counted ballots (Mail or Drop Box)
1D	90	Number of counted ballots (In-person)
1E	9	Number of ballots that were returned electronically (UOCAVA/disability)
1F	1	Number of counted ballots (Provisional)
1G	6036	Total number of ballots counted
1H	No	Does total ballots counted match the number of voters given vote history in VISTA
1I	6	If no, what is the difference
1L	Explain: We attribute the difference in ballot totals to in-person fleeing voters, envelopes submitted without a ballot, and current election envelopes containing ballots for previous elections	

MURRAY CITY COUNCIL DISTRICT 1 (Vote for 1)

	Total	
Times Cast	1,175 / 4,212	27.90%
Candidate	Total	
PAUL PICKETT	696	59.28%
DAVID W. RODGERS	478	40.72%
Total Votes	1,174	

MURRAY CITY COUNCIL DISTRICT 3 (Vote for 1)

	Total	
Times Cast	2,083 / 5,492	37.93%
Candidate	Total	
ROSALBA DOMINGUEZ	1,095	52.67%
CLARK BULLEN	984	47.33%
Total Votes	2,079	

MURRAY CITY COUNCIL DISTRICT 5 (Vote for 1)

	Total	
Times Cast	2,778 / 6,535	42.51%
Candidate	Total	
ADAM HOCK	1,553	56.23%
GARRY "CPA" HRECHKOSY	1,209	43.77%
Total Votes	2,762	

Murray Canvass Statistics

General Election 11/21/2023

Section 1 - Ballot Statistics

1A	37.2%	Voter Turnout
1B	16239	Active voters (Given to counties on the Monday before the election)
1C	5942	Number of counted ballots (Mail or Drop Box)
1D	90	Number of counted ballots (In-person)
1E	9	Number of ballots that were returned electronically (UOCAVA/disability)
1F	1	Number of counted ballots (Provisional)
1G	6036	Total number of ballots counted
1H	No	Does total ballots counted match the number of voters given vote history in VISTA
1I	6	If no, what is the difference
We attribute the difference in ballot totals to in-person fleeing voters, envelopes submitted without a ballot, and current election envelopes containing ballots for previous elections		
1L	Explain:	

Section 2: Challenged and Uncounted Ballot Statistics

2A	46	Number of envelopes with a signature that does not match the voter's signature
2B	6	Number of unsigned envelopes
2C	0	Number of challenged ballots for other curable reasons
2D	86	Total number of ballots that were challenged (cured and not cured combined)
2E	52	Total number of curable that were not cured
2F	60.5%	Percentage of curable ballots that were not cured
2G	5	Total number of ballots where the voter submitted a disability affidavit*

Section 3: Rejected ballot statistics (ballots that cannot be cured)

3A	61	Number of ballots that were returned after the postmark deadline
3B	1	Number of ballots rejected for other non-curable reasons
3C	62	Total number of rejected that were not curable
3D	2.0%	Percentage of ballots that were returned as undeliverable

Section 4: Provisional ballot statistics

4A	1	Number of provisional ballots issued
4B	1	Number of provisional ballots counted
4C	0	Total Number of provisional ballots not counted
4D	0	Already Voted
4E	0	Insufficient ID
4F	0	Unsigned
4G	0	Incomplete Form
4H	0	Other
4I	100.0%	Percentage of provisionals that were counted
4J	1	Number of provisional ballots that are same-day registration

Section 5: County Clerk Certification

/s/ Lannie Chapman
Salt Lake County

I certify that the information contained in this report is true and accurate.

This report must be sent to elections@utah.gov upon completion of the canvass

UNOFFICAL ELECTION RESULTS

2023 GENERAL ELECTION

Salt Lake County, Utah

Vote By Mail and In Person (version #5)

Voters Cast: 160,273 of 513,704 (31.20%)

U.S. HOUSE DISTRICT #2 (Vote for 1)

	Total	
Times Cast	46,599 / 128,478	36.27%
Candidate	Total	
KATHLEEN RIEBE	30,222	66.33%
CELESTE MALOY	12,239	26.86%
JANUARY WALKER	1,060	2.33%
BRADLEY GARTH GREEN	880	1.93%
CASSIE EASLEY	467	1.03%
JOE BUCHMAN	394	0.86%
PERRY T. MYERS	296	0.65%
Write-in	2	0.00%
Total Votes	45,560	

TOWN OF ALTA COUNCIL AT-LARGE (Vote for 2)

	Total	
Times Cast	91 / 172	52.91%
Candidate	Total	
ELISE MORGAN	66	41.51%
DAN SCHILLING	51	32.08%
SHERIDAN J. DAVIS	42	26.42%
Total Votes	159	

BLUFFDALE COUNCIL AT-LARGE (Vote for 3)

	Total	
Times Cast	3,300 / 9,341	35.33%
Candidate	Total	
STEVE AUSTIN	1,460	19.15%
GREGORY D. WILDING	1,429	18.75%
ALAN W. LORD	1,397	18.33%
MARK HALES	1,387	18.19%
BILLY HESTERMAN	1,328	17.42%
ERIC R. HAWKER	622	8.16%
Total Votes	7,623	

TOWN OF BRIGHTON COUNCIL AT-LARGE (Vote for 2)

	Total	
Times Cast	187 / 328	57.01%

Candidate	Total	
JEFFERY S. BOSSARD	122	35.16%
LISE SORENSEN BRUNHART	94	27.09%
GAVAN GANUNG	79	22.77%
ADRIENNE ALDOUS	52	14.99%
Total Votes	347	

COPPERTON METRO TOWNSHIP COUNCIL AT-LARGE A (Vote for 1)

	Total	
Times Cast	192 / 450	42.67%

Candidate	Total	
KATHLEEN RAY BAILEY	118	100.00%
Total Votes	118	

COPPERTON METRO TOWNSHIP COUNCIL AT-LARGE B (Vote for 1)

	Total	
Times Cast	192 / 450	42.67%

Candidate	Total	
SEAN CLAYTON	98	100.00%
Total Votes	98	

COPPERTON METRO TOWNSHIP COUNCIL AT-LARGE C (Vote for 1)

	Total	
Times Cast	192 / 450	42.67%

Candidate	Total	
TESSA STITZER	143	100.00%
Total Votes	143	

COTTONWOOD HEIGHTS COUNCIL DISTRICT 1 (Vote for 1)

	Total	
Times Cast	2,092 / 5,236	39.95%

Candidate	Total	
MATT HOLTON	1,175	56.52%
JEN COTTAM	904	43.48%
Total Votes	2,079	

COTTONWOOD HEIGHTS COUNCIL DISTRICT 2 (Vote for 1)

	Total	
Times Cast	1,870 / 4,852	38.54%

Candidate	Total	
SUZANNE HYLAND	964	51.80%
SHARON DAURELLE	897	48.20%
Total Votes	1,861	

DRAPER CITY COUNCIL AT-LARGE (Vote for 3)

	Total	
Times Cast	6,843 / 25,778	26.55%

Candidate	Total	
FRED LOWRY	4,443	26.96%
CAL ROBERTS	4,377	26.56%
BRYN HEATHER JOHNSON	3,429	20.81%
JORDAN DAVIS	1,949	11.83%
LUCKY T. BOVO	1,175	7.13%
TERRY SMITH	1,107	6.72%
Total Votes	16,480	

EMIGRATION CANYON METRO TOWNSHIP COUNCIL AT-LARGE (Vote for 3)

	Total	
Times Cast	414 / 1,101	37.60%

Candidate	Total	
CATHERINE M HARRIS	298	29.33%
JENNIFER HAWKES	277	27.26%
DAVID PAUL BREMS	277	27.26%
TYLER TIPPETTS	164	16.14%
Total Votes	1,016	

HERRIMAN CITY COUNCIL DISTRICT 1 (Vote for 1)

	Total	
Times Cast	1,542 / 6,337	24.33%

Candidate	Total	
JARED HENDERSON	837	54.42%
CHRIS ROBERTS	701	45.58%
Total Votes	1,538	

HERRIMAN CITY COUNCIL DISTRICT 4 (Vote for 1)

	Total	
Times Cast	1,384 / 6,570	21.07%

Candidate	Total	
STEVEN L. SHIELDS	908	65.61%
MATT BELLO	476	34.39%
Total Votes	1,384	

CITY OF HOLLADAY COUNCIL DISTRICT 4 (Vote for 1)

	Total	
Times Cast	1,489 / 4,098	36.33%

Candidate	Total	
DREW B. QUINN	1,073	72.26%
MATTHEW COLLIN TRACY	412	27.74%
Total Votes	1,485	

KEARNS METRO TOWNSHIP COUNCIL DISTRICT 1 (Vote for 1)

	Total	
Times Cast	427 / 2,216	19.27%

Candidate	Total	
PATRICK DANIEL SCHAEFFER	212	50.36%
JESSE VALDEZ	209	49.64%
Total Votes	421	

KEARNS METRO TOWNSHIP COUNCIL DISTRICT 3 (Vote for 1)

	Total	
Times Cast	611 / 2,727	22.41%

Candidate	Total	
CHRYSTAL BUTTERFIELD	429	72.22%
CHRISTOPHER JAMES GEERTSEN	165	27.78%
Total Votes	594	

KEARNS METRO TOWNSHIP COUNCIL DISTRICT 5 (Vote for 1)

	Total	
Times Cast	440 / 2,723	16.16%

Candidate	Total	
KELLY BUSH	432	100.00%
Total Votes	432	

MIDVALE CITY COUNCIL DISTRICT 1 (Vote for 1)

	Total	
Times Cast	1,074 / 3,500	30.69%

Candidate	Total	
BONNIE BILLINGS	641	60.64%
DUSTIN SNOW	284	26.87%
BEN UMEADI	132	12.49%
Total Votes	1,057	

MIDVALE CITY COUNCIL DISTRICT 2 (Vote for 1)

	Total	
Times Cast	817 / 3,024	27.02%

Candidate	Total	
PAUL GLOVER	658	100.00%
Total Votes	658	

MIDVALE CITY COUNCIL DISTRICT 3 (Vote for 1)

	Total	
Times Cast	916 / 3,021	30.32%

Candidate	Total	
HEIDI ROBINSON	334	38.97%
EVAN FEINBERG	278	32.44%
BART BENSON	245	28.59%
Total Votes	857	

MILLCREEK COUNCIL DISTRICT 3 (Vote for 1)

	Total	
Times Cast	3,889 / 9,702	40.08%

Candidate	Total	
CHERI JACKSON	2,884	76.24%
SCOTT SPRINGER	521	13.77%
DAVID F. HOLZ	378	9.99%
Total Votes	3,783	

MURRAY CITY COUNCIL DISTRICT 1 (Vote for 1)

	Total	
Times Cast	1,175 / 4,212	27.90%

Candidate	Total	
PAUL PICKETT	696	59.28%
DAVID W. RODGERS	478	40.72%
Total Votes	1,174	

MURRAY CITY COUNCIL DISTRICT 3 (Vote for 1)

	Total	
Times Cast	2,083 / 5,492	37.93%

Candidate	Total	
ROSALBA DOMINGUEZ	1,095	52.67%
CLARK BULLEN	984	47.33%
Total Votes	2,079	

MURRAY CITY COUNCIL DISTRICT 5 (Vote for 1)

	Total	
Times Cast	2,778 / 6,535	42.51%

Candidate	Total	
ADAM HOCK	1,553	56.23%
GARRY "CPA" HRECHKOSY	1,209	43.77%
Total Votes	2,762	

RIVERTON CITY COUNCIL DISTRICT 1 (Vote for 1)

	Total	
Times Cast	433 / 3,885	11.15%

Candidate	Total	
ANDY PIERUCCI	416	100.00%
Total Votes	416	

RIVERTON CITY COUNCIL DISTRICT 2 (Vote for 1)

	Total	
Times Cast	1,849 / 5,133	36.02%

Candidate	Total	
TROY MCDOUGAL	945	51.16%
DAVID GATTI	902	48.84%
Total Votes	1,847	

RIVERTON CITY COUNCIL DISTRICT 5 (Vote for 1)

	Total	
Times Cast	1,819 / 5,406	33.65%

Candidate	Total	
SPENCER HAYMOND	1,142	62.82%
STEVEN WINTERS	676	37.18%
Total Votes	1,818	

SALT LAKE CITY MAYOR (Vote for 1)

	Total	
Times Cast	44,790 / 96,285	46.52%

Candidate	Total	
ERIN MENDENHALL	25,947	58.44%
ROSS C. "ROCKY" ANDERSON	15,287	34.43%
MICHAEL VALENTINE	3,162	7.12%
Total Votes	44,396	

SALT LAKE CITY COUNCIL DISTRICT 2 (Vote for 1)

	Total	
Times Cast	2,904 / 9,044	32.11%

Candidate	Total	
ALEJANDRO "ALE" PUY	2,138	100.00%
Total Votes	2,138	

SALT LAKE CITY COUNCIL DISTRICT 4 (Vote for 1)

	Total	
Times Cast	5,102 / 13,390	38.10%

Candidate	Total	
EVA LOPEZ CHAVEZ	1,900	39.53%
ANA VALDEMOROS	1,609	33.48%
CLAYTON SCRIVNER	1,297	26.99%
Total Votes	4,806	

SALT LAKE CITY COUNCIL DISTRICT 6 (Vote for 1)

	Total	
Times Cast	9,057 / 15,963	56.74%

Candidate	Total	
DAN DUGAN	3,967	45.52%
TAYMOUR B. SEMNANI	3,041	34.89%
JAMES ALFANDRE	1,707	19.59%
Total Votes	8,715	

SALT LAKE CITY COUNCIL DISTRICT 7 (Vote for 1)

	Total	
Times Cast	8,617 / 17,365	49.62%

Candidate	Total	
SARAH YOUNG	4,139	52.17%
MOLLY JONES	3,794	47.83%
Total Votes	7,933	

SANDY CITY COUNCIL AT-LARGE (Vote for 2)

	Total	
Times Cast	17,926 / 54,784	32.72%

Candidate	Total	
CYNDI SHARKEY	8,676	30.15%
AARON DEKEYZER	7,739	26.90%
JIM BENNETT	6,703	23.30%
BROOKE CHRISTENSEN	5,655	19.65%
Total Votes	28,773	

SANDY CITY COUNCIL DISTRICT 2 (Vote for 1)

	Total	
Times Cast	3,749 / 12,360	30.33%

Candidate	Total	
ALISON STROUD	2,942	100.00%
Total Votes	2,942	

SANDY CITY COUNCIL DISTRICT 4 (Vote for 1)

	Total	
Times Cast	4,963 / 14,763	33.62%

Candidate	Total	
MARCI HOUSEMAN	2,435	51.31%
SCOTT EARL	2,311	48.69%
Total Votes	4,746	

CITY OF SOUTH JORDAN COUNCIL DISTRICT 1 (Vote for 1)

	Total	
Times Cast	1,324 / 9,164	14.45%

Candidate	Total	
PATRICK HARRIS	1,297	100.00%
Total Votes	1,297	

CITY OF SOUTH JORDAN COUNCIL DISTRICT 2 (Vote for 1)

	Total	
Times Cast	3,618 / 9,889	36.59%

Candidate	Total	
KATHIE L. JOHNSON	2,230	61.70%
LAUREL BEVANS	1,384	38.30%
Total Votes	3,614	

CITY OF SOUTH JORDAN COUNCIL DISTRICT 4 (Vote for 1)

	Total	
Times Cast	1,378 / 11,002	12.52%

Candidate	Total	
TAMARA ZANDER	1,341	100.00%
Total Votes	1,341	

CITY OF SOUTH SALT LAKE COUNCIL AT-LARGE (Vote for 1)

	Total	
Times Cast	2,966 / 9,520	31.16%

Candidate	Total	
NATALIE PINKNEY	2,084	77.33%
CONRAD N. CAMPOS	611	22.67%
Total Votes	2,695	

CITY OF SOUTH SALT LAKE COUNCIL DISTRICT 1 (Vote for 1)

	Total	
Times Cast	805 / 2,256	35.68%

Candidate	Total	
LEANNE HUFF	506	71.47%
JEANETTE POTTER	202	28.53%
Total Votes	708	

CITY OF SOUTH SALT LAKE COUNCIL DISTRICT 4 (Vote for 1)

	Total	
Times Cast	684 / 2,159	31.68%

Candidate	Total	
NICK MITCHELL	347	52.50%
PORTIA MILA	314	47.50%
Total Votes	661	

CITY OF SOUTH SALT LAKE COUNCIL DISTRICT 5 (Vote for 1)

	Total	
Times Cast	388 / 1,577	24.60%
Candidate	Total	
PAUL SANCHEZ	305	100.00%
Total Votes	305	

CITY OF TAYLORSVILLE COUNCIL DISTRICT 1 (Vote for 1)

	Total	
Times Cast	1,660 / 5,295	31.35%
Candidate	Total	
ERNEST GLEN BURGESS	1,070	64.73%
DENNIS SANOK	583	35.27%
Total Votes	1,653	

CITY OF TAYLORSVILLE COUNCIL DISTRICT 2 (Vote for 1)

	Total	
Times Cast	1,105 / 4,630	23.87%
Candidate	Total	
CURT COCHRAN	968	100.00%
Total Votes	968	

CITY OF TAYLORSVILLE COUNCIL DISTRICT 3 (Vote for 1)

	Total	
Times Cast	1,237 / 6,195	19.97%
Candidate	Total	
ANNA BARBIERI	1,169	100.00%
Total Votes	1,169	

CITY OF WEST JORDAN MAYOR (Vote for 1)

	Total	
Times Cast	14,577 / 53,639	27.18%
Candidate	Total	
DIRK BURTON	8,735	60.47%
KAYLEEN WHITELOCK	5,710	39.53%
Total Votes	14,445	

CITY OF WEST JORDAN COUNCIL DISTRICT 1 (Vote for 1)

	Total	
Times Cast	3,857 / 13,245	29.12%

Candidate	Total	
CHAD LAMB	2,417	64.54%
RULON GREEN	1,328	35.46%
Total Votes	3,745	

CITY OF WEST JORDAN COUNCIL DISTRICT 2 (Vote for 1)

	Total	
Times Cast	3,823 / 12,813	29.84%

Candidate	Total	
BOB BEDORE	2,026	54.17%
GARY LEANY	1,714	45.83%
Total Votes	3,740	

CITY OF WEST JORDAN COUNCIL DISTRICT 3 (Vote for 1)

	Total	
Times Cast	2,949 / 13,600	21.68%

Candidate	Total	
ZACH JACOB	1,913	65.81%
STERLING MORRIS	994	34.19%
Total Votes	2,907	

CITY OF WEST JORDAN COUNCIL DISTRICT 4 (Vote for 1)

	Total	
Times Cast	3,948 / 13,981	28.24%

Candidate	Total	
KENT SHELTON	2,207	57.19%
DAVID F. PACK	1,652	42.81%
Total Votes	3,859	

WEST VALLEY CITY COUNCIL AT-LARGE (Vote for 1)

	Total	
Times Cast	12,081 / 47,158	25.62%

Candidate	Total	
DON CHRISTENSEN	6,703	58.41%
SOPHIA HAWES-TINGEY	4,772	41.59%
Total Votes	11,475	

WEST VALLEY CITY COUNCIL DISTRICT 1 (Vote for 1)

	Total	
Times Cast	2,130 / 8,465	25.16%

Candidate	Total	
TOM HUYNH	1,133	54.52%
MARNI LEFEVRE	945	45.48%
Total Votes	2,078	

WEST VALLEY CITY COUNCIL DISTRICT 3 (Vote for 1)

	Total	
Times Cast	2,862 / 11,500	24.89%

Candidate	Total	
WILL WHETSTONE	1,541	56.57%
HEIDI ROGGENBUCK	1,183	43.43%
Total Votes	2,724	

WHITE CITY METRO TOWNSHIP COUNCIL AT-LARGE (Vote for 3)

	Total	
Times Cast	922 / 2,951	31.24%

Candidate	Total	
PAULINA F. FLINT	579	26.18%
GREG SHELTON	558	25.23%
TYLER HUI SH	448	20.25%
HOWARD F. VAN HORN II	375	16.95%
NICK J. WEST	252	11.39%
Total Votes	2,212	

COPPERTON IMPROVEMENT DISTRICT BOARD OF TRUSTEES AT-LARGE (Vote for 2)

	Total	
Times Cast	192 / 450	42.67%

Candidate	Total	
LEANNE PETERSON HEAGREN	96	27.67%
HARVEY SEAL	87	25.07%
REBECCA A. BLACKBURN	86	24.78%
ROYCE CHARLES FEWKES	31	8.93%
RICHARD J. CUDE	26	7.49%
TREVOR PATRICK	21	6.05%
Total Votes	347	

COTTONWOOD IMPROVEMENT DISTRICT BOARD OF TRUSTEES AT-LARGE (Vote for 2)

	Total	
Times Cast	17,030 / 53,648	31.74%

Candidate	Total	
JAMES DURRANT	8,909	35.42%
WESLEY J. FISHER	8,808	35.02%
MARK R. KATTER	7,437	29.57%
Total Votes	25,154	

KEARNS IMPROVEMENT DISTRICT BOARD OF TRUSTEES AT-LARGE (Vote for 1)

	Total	
Times Cast	3,541 / 19,853	17.84%

Candidate	Total	
GREGORY R CHRISTENSEN	1,939	57.23%
ROYCE GIBSON	1,449	42.77%
Total Votes	3,388	

MAGNA WATER DISTRICT BOARD OF TRUSTEES AT-LARGE (Vote for 1)

	Total	
Times Cast	3,124 / 12,424	25.14%

Candidate	Total	
DAN L STEWART	1,779	63.09%
SHAWN RON WALL	1,041	36.91%
Total Votes	2,820	

MIDVALLEY IMPROVEMENT DISTRICT BOARD OF TRUSTEES AT-LARGE (Vote for 1)

	Total	
Times Cast	3,744 / 12,875	29.08%

Candidate	Total	
RON SPERRY	1,812	54.59%
JON WEST	1,507	45.41%
Total Votes	3,319	

MT. OLYMPUS IMPROVEMENT DISTRICT BOARD OF TRUSTEES AT-LARGE (Vote for 1)

	Total	
Times Cast	17,294 / 60,422	28.62%

Candidate	Total	
MICHELE RIVERA	10,525	65.05%
JAMES W. CARTER	5,656	34.95%
Total Votes	16,181	

TAYLORSVILLE-BENNION IMPROVEMENT DISTRICT BOARD OF TRUSTEES DIVISION 2 (Vote for 1)

	Total	
Times Cast	2,402 / 9,455	25.40%

Candidate	Total	
MATT SWENSEN	1,244	53.64%
ERICA FAIRCLOTH	1,075	46.36%
Total Votes	2,319	

BRIGHTON RESOLUTION NO. 2023-R-5-1 (Vote for 1)

	Total	
Times Cast	187 / 328	57.01%

Candidate	Total	
FOR	152	81.72%
AGAINST	34	18.28%
Total Votes	186	

BLUFFDALE CITY PROPOSITION #13 (Vote for 1)

	Total	
Times Cast	3,300 / 9,341	35.33%

Candidate	Total	
AGAINST	1,704	52.21%
FOR	1,560	47.79%
Total Votes	3,264	

SANDY CITY GO BOND RESOLUTION NO. 23-38C (Vote for 1)

	Total	
Times Cast	17,926 / 54,784	32.72%

Candidate	Total	
FOR THE ISSUANCE OF BONDS (YES)	10,323	66.48%
AGAINST THE ISSUANCE OF THE BONDS (NO)	5,205	33.52%
Total Votes	15,528	

MIDVALE CITY REVISED RESOLUTION CALLING BOND ELECTION NO. 2023-R-32 (Vote for 1)

	Total	
Times Cast	4,031 / 14,746	27.34%
Candidate	Total	
FOR THE ISSUANCE OF BONDS (YES)	2,345	61.00%
AGAINST THE ISSUANCE OF THE BONDS (NO)	1,499	39.00%
Total Votes	3,844	