

RESOLUTION NO. 25-45

A RESOLUTION OF THE BOARD OF CANVASSERS OF MURRAY CITY  
APPROVING THE FINAL RESULTS OF THE 2025 MURRAY CITY  
MUNICIPAL PRIMARY ELECTION

WHEREAS, the Board of Canvassers of Murray City consisting of the Mayor and Murray City Municipal Council (the "Board"), met on August 26, 2025 to conduct a canvass to the returns of the 2025 Murray City Primary Election held on August 12, 2025; and

WHEREAS, the Board must canvass the returns of the 2025 Murray City Primary Election for nomination of two candidates each for the General Election for Mayor, Council Districts #2, #3 (two-year term to fill unexpired term of vacated office pursuant to UCA §20A-1-51-(2)(a)), and #4; and

WHEREAS, the Salt Lake County Elections Representatives reviewed the mail-in and absentee ballots received after August 12, 2025 to determine eligibility; and

WHEREAS, the Salt Lake County Elections Representatives reviewed the mail-in and absentee ballots and accepted them; and

WHEREAS, the Salt Lake County Elections Representatives verified provisional ballots; and

WHEREAS, the Salt Lake County Election representatives merged mail-in, absentee, and provisional ballots with the election night (August 12, 2025) results to produce final results; and

WHEREAS, the City's Election Officer presented to the Board how the ballots were electronically processed and the quality control measures initiated to insure accuracy; and

WHEREAS, the City's Election Officer presented her report to the Board, a copy of which is attached, which contains the election results of the 2025 Murray City Primary Election for nomination of two candidates each for the General Election for the Mayor and Council Districts #2, #3, and #4; and

WHEREAS, the Board is satisfied with the accuracy of the results presented.


NOW, THEREFORE, BE IT RESOLVED by the Board of Canvassers of Murray City as follows:


1. The Board certifies, as final, the results of the 2025 Murray City Primary Election as presented in the City's Election Officer report, a copy of which is attached hereto.


2. The Board directs the City's Election Officer to publish the report as required by Section 20A-4-304 of the Utah Code and file a copy of the report with the Utah Lieutenant Governor's Office.


PASSED, APPROVED AND ADOPTED by the Board of Canvassers of Murray City, Utah, this 20<sup>th</sup> day of August 2025.

**BOARD OF CANVASSERS OF MURRAY CITY**


  
Brett A. Hales, Mayor

  
Paul Pickett, District 1

  
Pam Cotter, District 2

  
Scott Goodman, District 3

  
Diane Turner, District 4

  
Adam Hock, District 5

**ATTEST:**

**ELECTIONS OFFICER**

  
Brooke Smith, City Recorder

  
Brooke Smith, City Recorder

FINAL UNOFFICAL ELECTION RESULTS  
2025 Municipal Primary Election  
Salt Lake County, Utah

Vote By Mail and In Person

Voters Cast: 73,034 of 309,373 (23.61%)

BLUFFDALE CITY COUNCIL AT-LARGE (Vote for 2)

	Total	
Times Cast	2,162 / 10,087	21.43%
Candidate	Total	
WENDY ASTON	1,133	29.21%
MACKEY SMITH	966	24.90%
ALBERT ALLEN LARSEN	651	16.78%
JEFFREY STEELE	641	16.52%
ADAM CHRISTIAN	488	12.58%
Total Votes	3,879	

DRAPER CITY COUNCIL AT-LARGE (2 YEAR TERM) (Vote for 1)

	Total	
Times Cast	5,165 / 29,411	17.56%
Candidate	Total	
KATHRYN DAHLIN	2,407	47.63%
BRAD BYINGTON	1,622	32.09%
OLIVER HERRERA SCHUSTER	538	10.65%
EVAN SORENSEN	487	9.64%
Total Votes	5,054	

CITY OF EMIGRATION CANYON COUNCIL AT-LARGE (Vote for 1)

	Total	
Times Cast	383 / 1,129	33.92%
Candidate	Total	
ROBERTO PINON	197	51.84%
JACOB STEED	116	30.53%
ZACHARY POSNER	53	13.95%
DILLON WHEELOCK	14	3.68%
Total Votes	380	

HERRIMAN CITY COUNCIL DISTRICT 3 (Vote for 1)

	Total	
Times Cast	1,188 / 8,369	14.20%
Candidate	Total	
MATT BASHAM	570	48.02%
HEATHER GARCIA	390	32.86%
RODMAN D. GRIMM	227	19.12%
Total Votes	1,187	

HOLLADAY CITY MAYOR (Vote for 1)

	Total	
Times Cast	7,890 / 20,455	38.57%
Candidate	Total	
PAUL S FOTHERINGHAM	3,553	45.11%
DAREN A. WATTS	2,242	28.47%
ZAC WILSON	2,081	26.42%
Total Votes	7,876	

CITY OF KEARNS MAYOR (Vote for 1)

	Total	
Times Cast	2,299 / 12,603	18.24%
Candidate	Total	
TINA MARIE SNOW	1,139	49.76%
MICHAEL JESSE XON VALDEZ	855	37.35%
CHRISTOPHER JAMES GEERTSEN	211	9.22%
CACHE DEXTER	84	3.67%
Total Votes	2,289	

CITY OF KEARNS COUNCIL DISTRICT 2 (Vote for 1)

	Total	
Times Cast	554 / 2,962	18.70%
Candidate	Total	
LYNDSAY LONGTIN	259	47.96%
T JORDAN HANSEN	145	26.85%
ALAN PETERSON	136	25.19%
Total Votes	540	

MAGNA CITY MAYOR (Vote for 1)

	Total	
Times Cast	2,652 / 12,301	21.56%
Candidate	Total	
MICKEY M SUDBURY	1,142	43.24%
ALEXANDER J. ADRIANO	555	21.01%
MICHAEL RONALD ROMERO	525	19.88%
MAXWELL THOMAS WHITE	419	15.87%
Total Votes	2,641	

MAGNA CITY COUNCIL DISTRICT 2 (Vote for 1)

	Total	
Times Cast	500 / 2,324	21.51%
Candidate	Total	
MEGAN L. OLSEN	231	47.34%
ERIC GORDON BARNEY	186	38.11%
CISCO JOHNNY RODRIGUEZ	71	14.55%
Total Votes	488	

MAGNA CITY COUNCIL DISTRICT 4 (Vote for 1)

	Total	
Times Cast	454 / 2,676	16.97%
Candidate	Total	
TRISH A. HULL	179	40.41%
TERRY GEORGE	174	39.28%
BROOKS JONES	90	20.32%
Total Votes	443	

MURRAY CITY MAYOR (Vote for 1)

	Total	
Times Cast	8,613 / 28,412	30.31%
Candidate	Total	
BRETT A. HALES	4,992	58.76%
BRUCE E TURNER	2,090	24.60%
JOHN JEFFREY EVANS	1,414	16.64%
Total Votes	8,496	

MURRAY CITY COUNCIL DISTRICT 2 (Vote for 1)

	Total	
Times Cast	2,082 / 6,354	32.77%
Candidate	Total	
PAMELA JANE COTTER	947	45.86%
JARED MICHAEL EBORN	495	23.97%
DALE M COX	423	20.48%
AARON LEE HOLBROOK	200	9.69%
Total Votes	2,065	

MURRAY CITY COUNCIL DISTRICT 3 (2 YEAR TERM) (Vote for 1)

	Total	
Times Cast	1,922 / 5,816	33.05%
Candidate	Total	
CLARK BULLEN	856	44.72%
BEN PECK	530	27.69%
SCOTT GOODMAN	350	18.29%
LEANN PARKER-REED	178	9.30%
Total Votes	1,914	

RIVERTON CITY MAYOR (Vote for 1)

	Total	
Times Cast	7,463 / 26,773	27.88%
Candidate	Total	
TISH BUROKER	4,492	60.34%
TAWNEE MCCAY	2,471	33.19%
JOHN E. SCOTT	481	6.46%
Total Votes	7,444	

SANDY CITY MAYOR (Vote for 1)

	Total	
Times Cast	18,479 / 56,098	32.94%
Candidate	Total	
MONICA "MONICA Z" ZOLTANSKI	10,517	57.02%
CYNDI SHARKEY	5,120	27.76%
ALISON STROUD	2,387	12.94%
RODGER DOWNWARD	265	1.44%
JUSTIN HILGENDORFF	111	0.60%
MCCALL WILLIAMS	44	0.24%
Total Votes	18,444	

**SANDY CITY COUNCIL DISTRICT 3 (Vote for 1)**

	Total	
Times Cast	6,043 / 16,218	37.26%
Candidate	Total	
KRIS NICHOLL	2,107	37.50%
IVA WILLIAMS	1,158	20.61%
PARRY HARRISON	1,098	19.54%
MATTHEW OSTRANDER	767	13.65%
DEREK SPENCER MATSUMORI	489	8.70%
Total Votes	5,619	

**WEST JORDAN CITY COUNCIL AT-LARGE (Vote for 3)**

	Total	
Times Cast	8,939 / 56,273	15.89%
Candidate	Total	
KAYLEEN WHITELOCK	3,250	13.83%
ANNETTE HARRIS	3,178	13.52%
JESSICA WIGNALL	2,544	10.82%
CHRIS MCCONNEHEY	2,447	10.41%
ROB BENNETT	2,351	10.00%
SERGIO SOTELO	2,349	9.99%
DAVID F. PACK	2,148	9.14%
KELVIN GREEN	2,117	9.01%
JD SHEPPARD	1,346	5.73%
RULON GREEN	795	3.38%
KEVIN SEAL	725	3.08%
ERIC HANNA	252	1.07%
Total Votes	23,502	

**WEST VALLEY CITY COUNCIL AT-LARGE (Vote for 1)**

	Total	
Times Cast	7,801 / 47,462	16.44%
Candidate	Total	
LARS NORDFELT	2,911	37.62%
HEIDI ROGGENBUCK	2,716	35.10%
JUSTIN J. TURCSANSKI	1,107	14.31%
RYAN L MAHONEY	1,004	12.97%
Total Votes	7,738	

WEST VALLEY CITY COUNCIL DISTRICT 2 (Vote for 1)

	Total	
Times Cast	2,478 / 13,145	18.85%
Candidate	Total	
SCOTT L. HARMON	1,454	59.27%
DANNY GEORGE JR	692	28.21%
ROCKY A. THOMAS	307	12.52%
Total Votes	2,453	

WEST VALLEY CITY COUNCIL DISTRICT 4 (Vote for 1)

	Total	
Times Cast	2,504 / 14,087	17.78%
Candidate	Total	
CINDY WOOD	1,441	57.76%
AMITONU WESLEY AMOSA	376	15.07%
JIM M VESOCK	354	14.19%
GEOVANI SALAZAR	324	12.99%
Total Votes	2,495	